

# Public Dental Care Electorate: Mildura



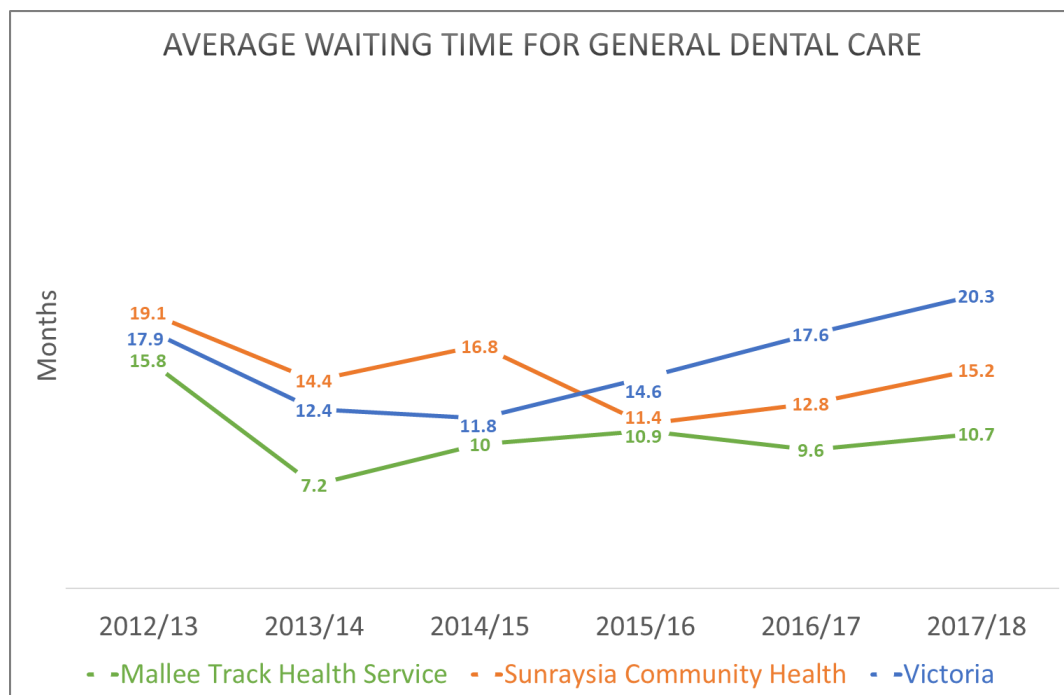
*This fact sheet provides information on public dentistry for Victorian electorates, compared to the Victorian average.*

The electorate of Mildura has public dental care provided by Mallee Track Health in Ouyen and Sunraysia Community Health in Mildura.

**Estimated population eligible for public dental care**  
**Children: 12,412**  
**Adults: 20,630**

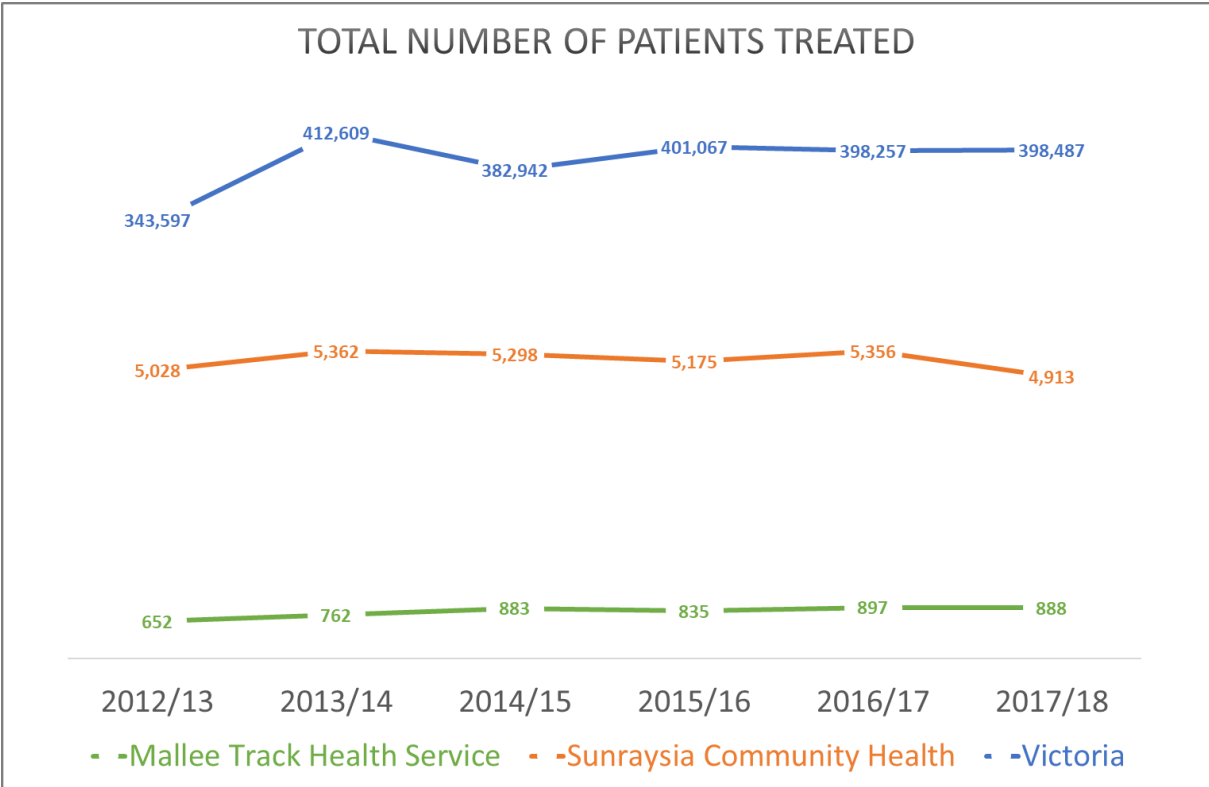
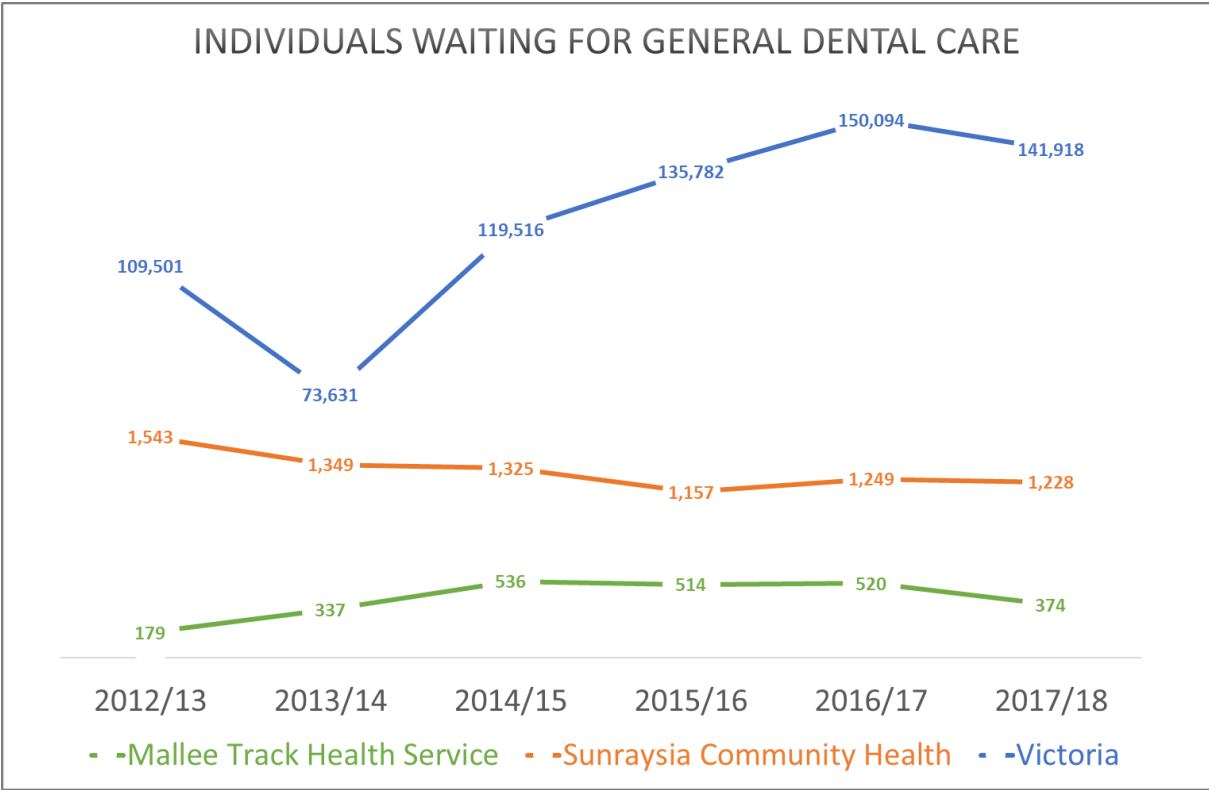
## Performance Data as at June 2018:

	Mallee Track Health Service	Sunraysia Community Health	Victoria
Average waiting time for general dental care:	10.7 mths	15.2 mths	20.3 mths
Average waiting time for denture care:	14.4 mths	17.6 mths	17.0 mths
Number of individuals waiting for general dental care:	374	1,228	141,918
Number of individuals waiting for denture care:	29	141	8,388
Longest waiting time for general dental care:	10 mths	15 mths	42 mths
Longest waiting time for denture care:	10 mths	17 mths	53 mths
Total number of children treated:	188	1,974	173,451
Total number of adult patients treated:	700	2,939	225,036
Total number of patients treated:	888	4,913	398,487
Ratio of emergency to general care:	21:79	42:58	36:64



*This data was obtained under Freedom of Information from Dental Health Services Victoria in October 2018 by the Australian Dental Association Victorian Branch Inc.*

[www.adavb.net](http://www.adavb.net) @adavb



**General dental care:** routine care, including examination, cleaning, fillings, extractions, root canal treatment.

**Denture care:** routine provision of dentures.

**Emergency care:** patients are triaged and offered care within an appropriate timeframe.