

# Public Dental Care

## Electorate: Frankston



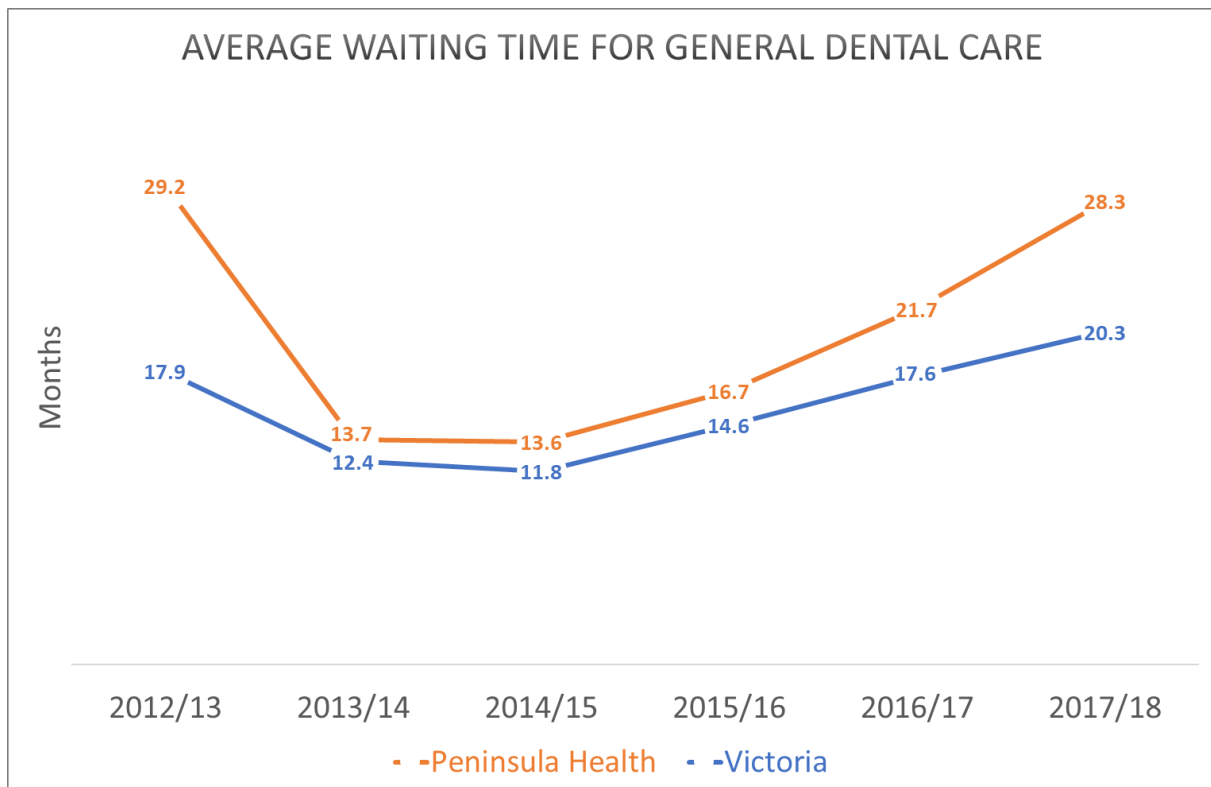
*This fact sheet provides information on public dentistry for Victorian electorates, compared to the Victorian average.*

The electorate of Frankston has public dental care provided by Peninsula Health in Frankston.

**Estimated population eligible for public dental care**  
**Children: 12,058**  
**Adults: 17,316**

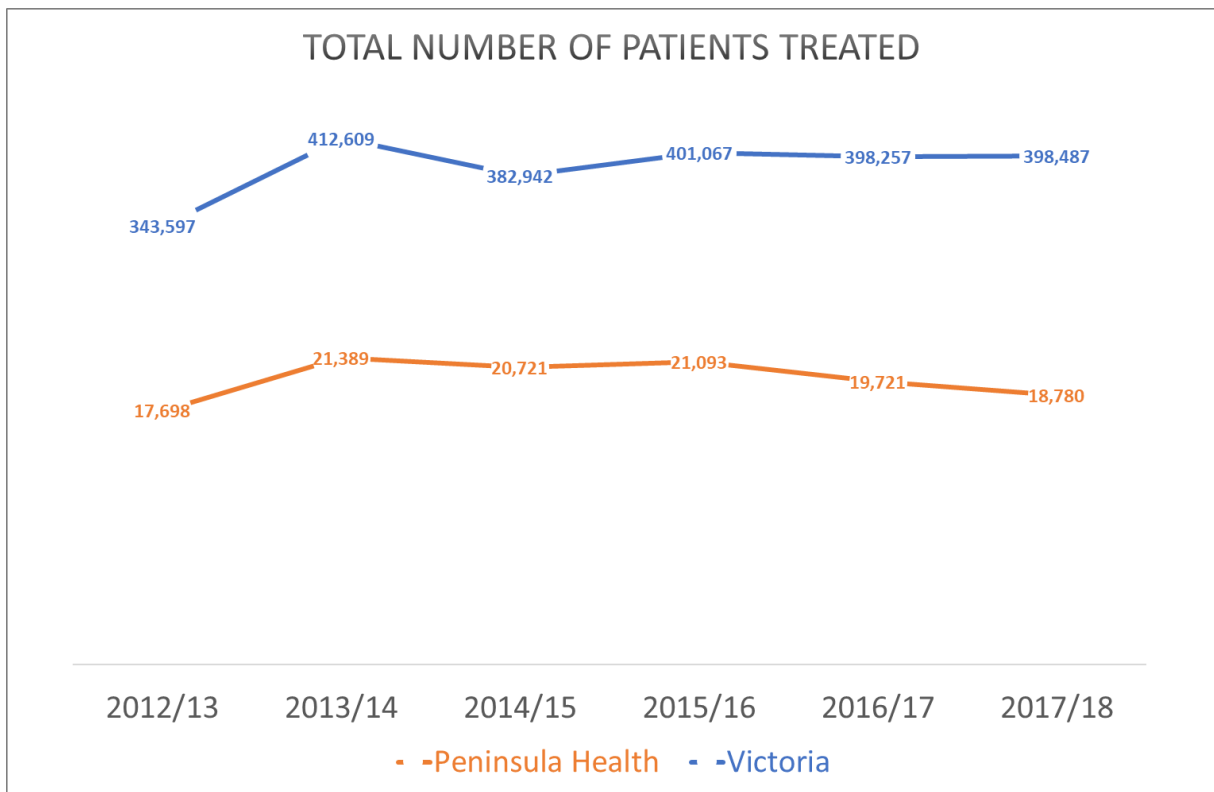
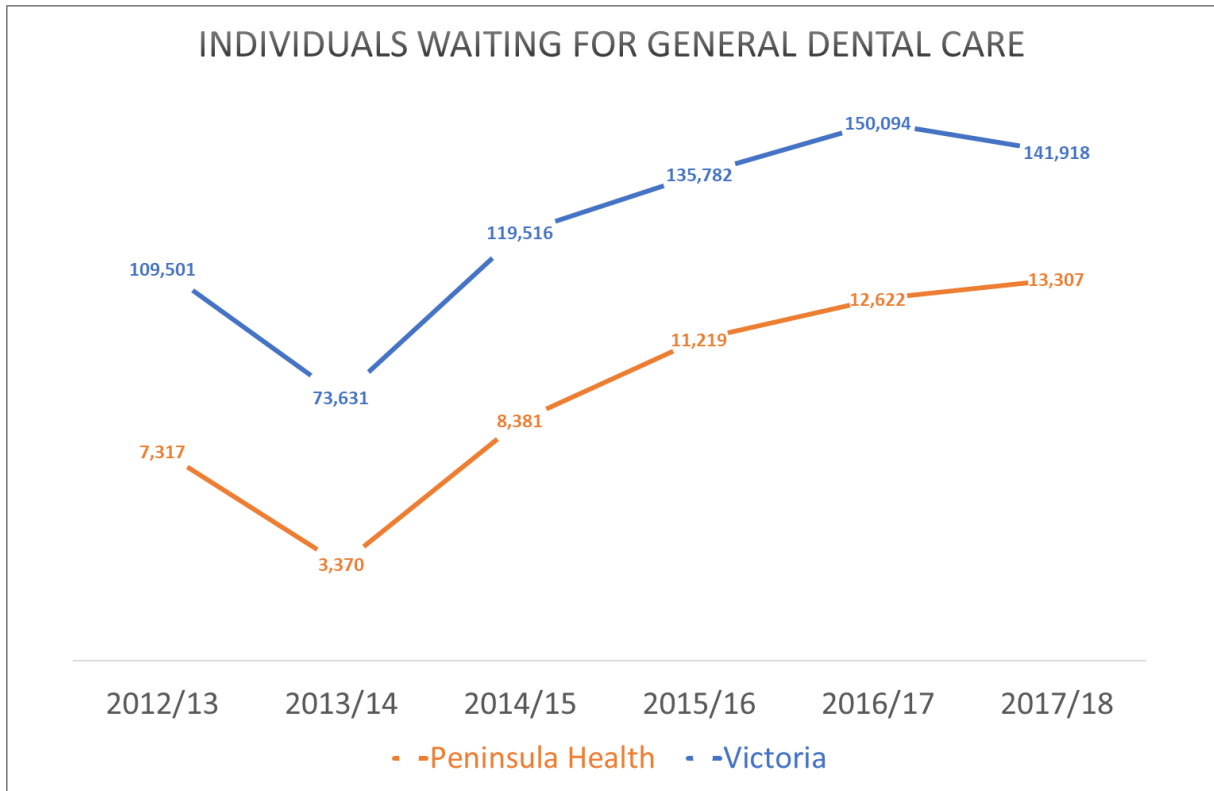
### Performance Data as at June 2018:

	Peninsula Health	Victoria
Average waiting time for general dental care:	28.3 mths	20.3 mths
Average waiting time for denture care:	18.6 mths	17.0 mths
Number of individuals waiting for general dental care:	13,307	141,918
Number of individuals waiting for denture care:	392	8,388
Longest waiting time for general dental care:	34 mths	42 mths
Longest waiting time for denture care:	20 mths	53 mths
Total number of children treated:	8,420	173,451
Total number of adult patients treated:	10,360	225,036
Total number of patients treated:	18,780	398,487
Ratio of emergency to general care:	40:60	36:64



*This data was obtained under Freedom of Information from Dental Health Services Victoria in October 2018 by the Australian Dental Association Victorian Branch Inc.*

[www.adavb.net](http://www.adavb.net) @adavb



**General dental care:** routine care, including examination, cleaning, fillings, extractions, root canal treatment.

**Denture care:** routine provision of dentures.

**Emergency care:** patients are triaged and offered care within an appropriate timeframe.

**Peninsula Health** operates dental clinics in several locations across multiple electorates. The performance data is combined and reported for the entire agency, not for the individual clinic location.