

# Public Dental Care Electorate: Eltham



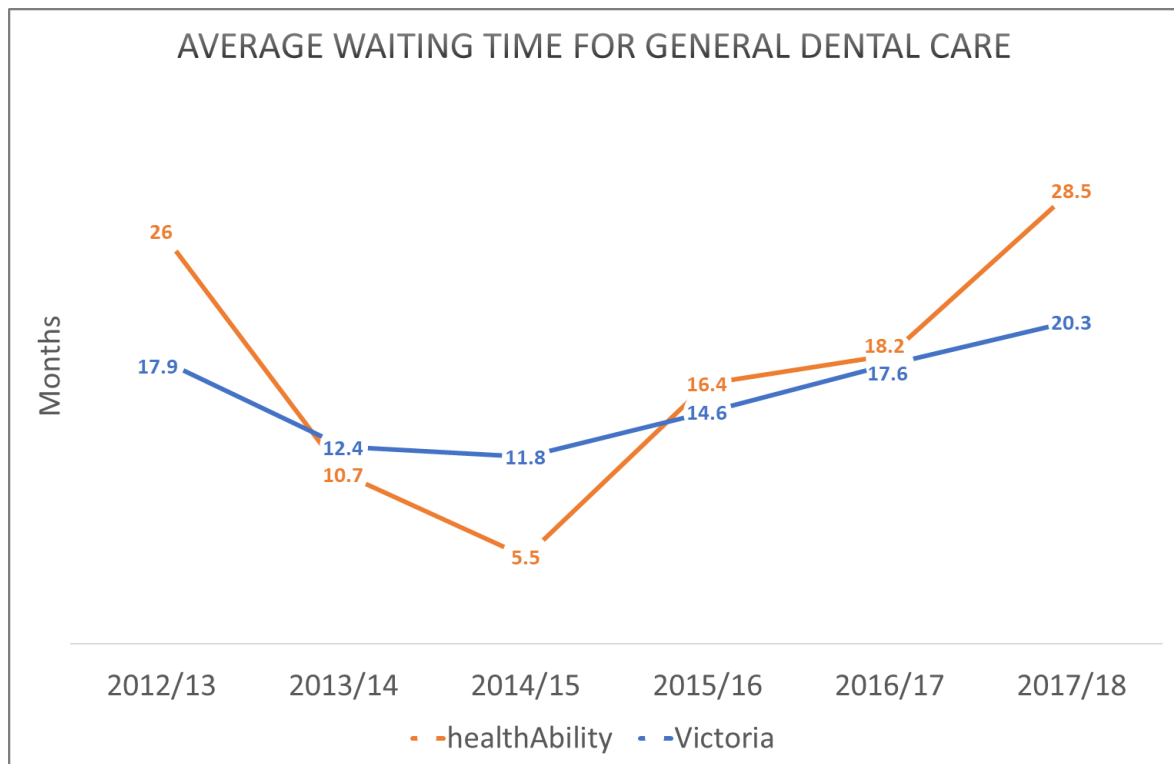
*This fact sheet provides information on public dentistry for Victorian electorates, compared to the Victorian average.*

The electorate of Eltham has public dental care provided by healthAbility in Eltham.

**Estimated population eligible for public dental care**  
**Children: 12,402**  
**Adults: 11,861**

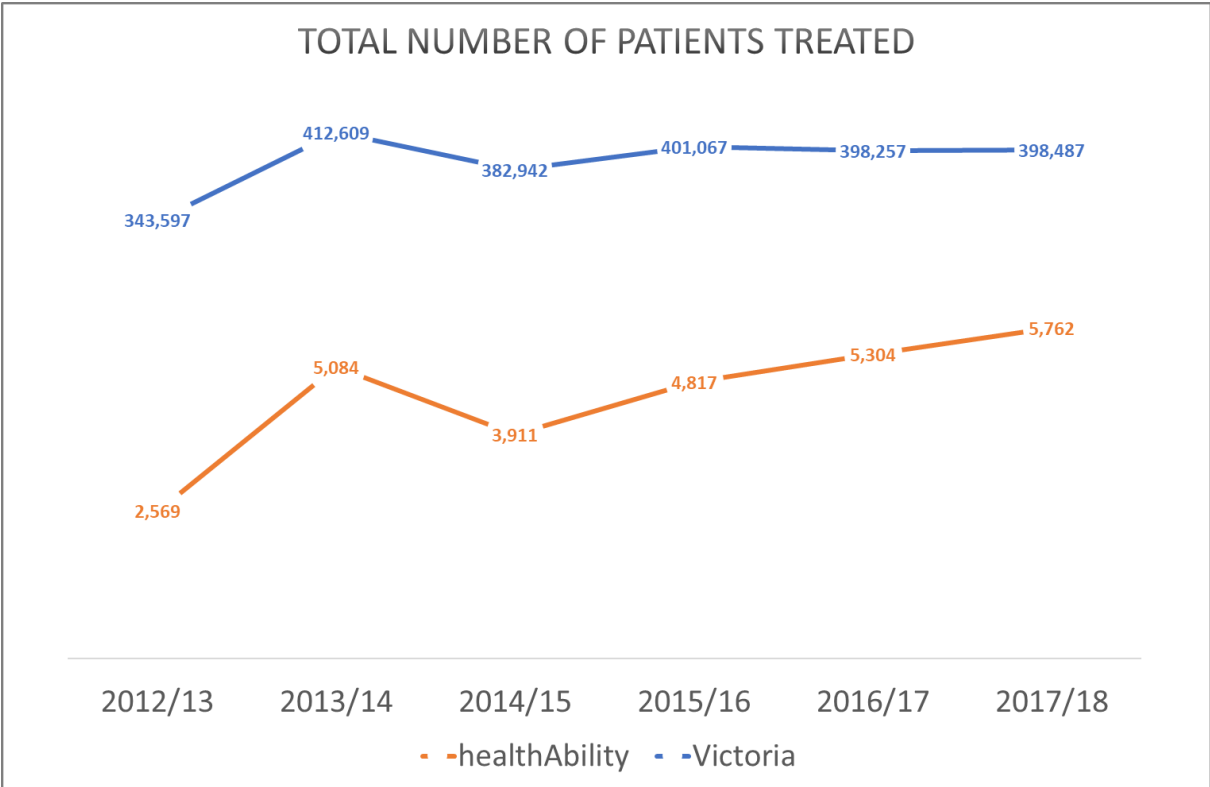
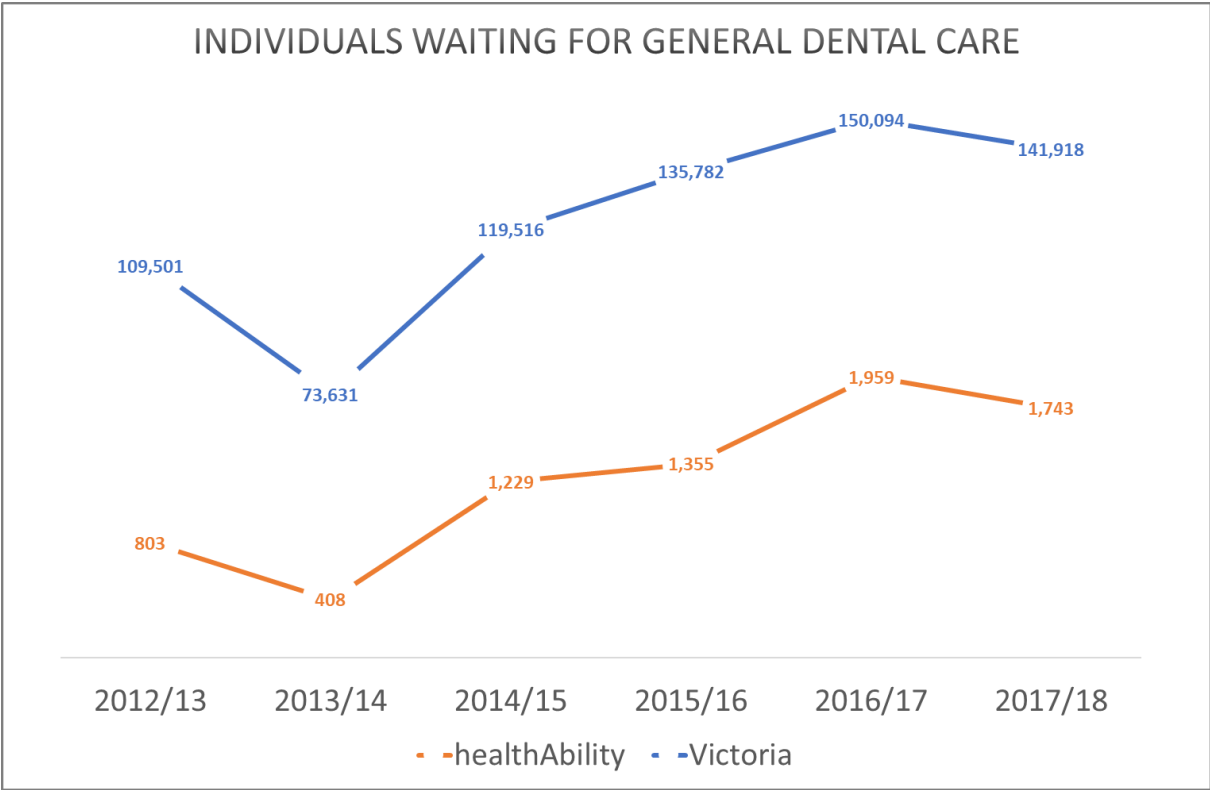
## Performance Data as at June 2018:

	healthAbility	Victoria
Average waiting time for general dental care:	28.5 mths	20.3 mths
Average waiting time for denture care:	22.0 mths	17.0 mths
Number of individuals waiting for general dental care:	1,743	141,918
Number of individuals waiting for denture care:	28	8,388
Longest waiting time for general dental care:	27 mths	42 mths
Longest waiting time for denture care:	9 mths	53 mths
Total number of children treated:	4,420	173,451
Total number of adult patients treated:	1,342	225,036
Total number of patients treated:	5,762	398,487
Ratio of emergency to general care:	24:76	36:64



*This data was obtained under Freedom of Information from Dental Health Services Victoria in October 2018 by the Australian Dental Association Victorian Branch Inc.*

[www.adavb.net](http://www.adavb.net) @adavb



**General dental care:** routine care, including examination, cleaning, fillings, extractions, root canal treatment.

**Denture care:** routine provision of dentures.

**Emergency care:** patients are triaged and offered care within an appropriate timeframe.