

Public Dental Care Electorate: Nepean



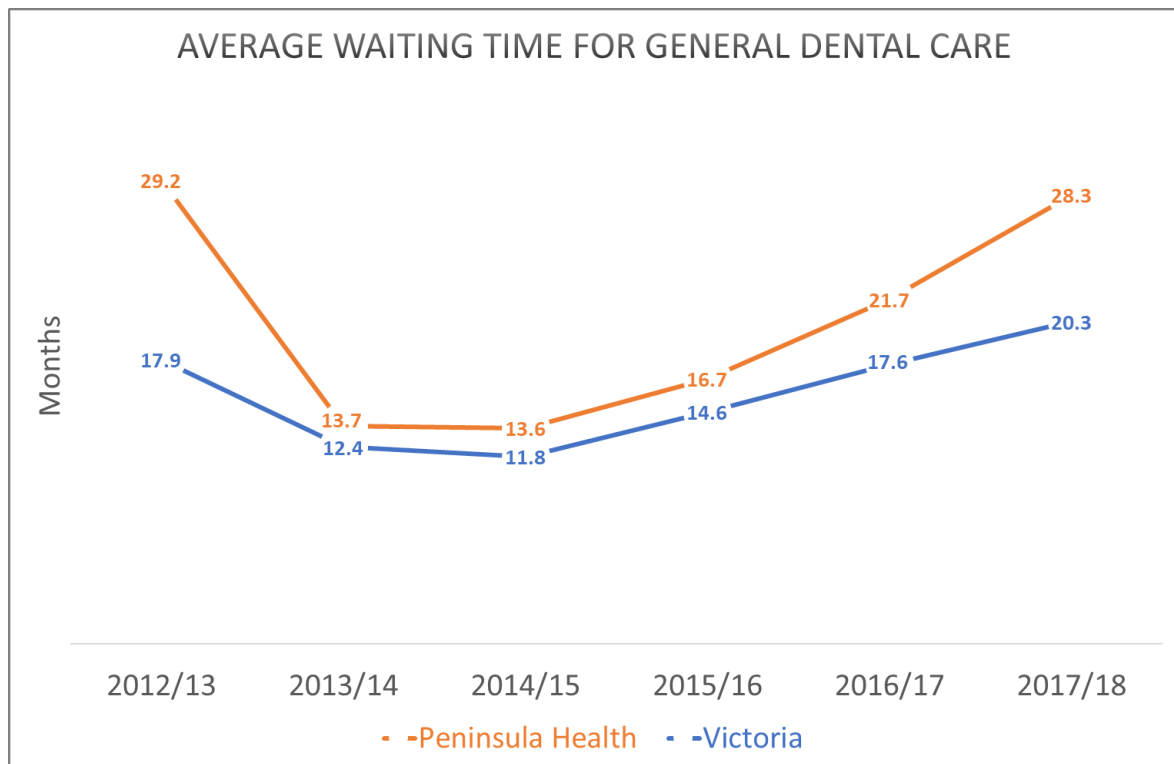
This fact sheet provides information on public dentistry for Victorian electorates, compared to the Victorian average.

The electorate of Nepean has public dental care provided by Peninsula Health in Rosebud.

Estimated population eligible for public dental care
Children: 10,425
Adults: 17,299

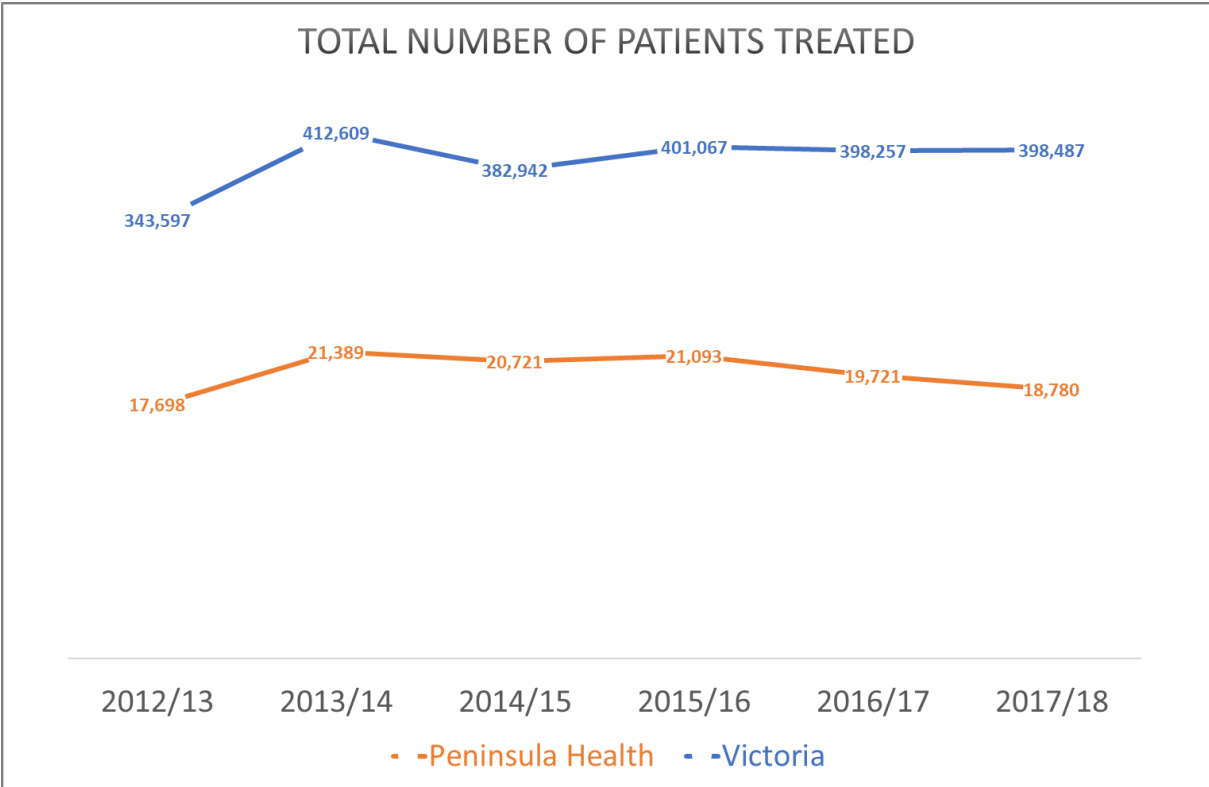
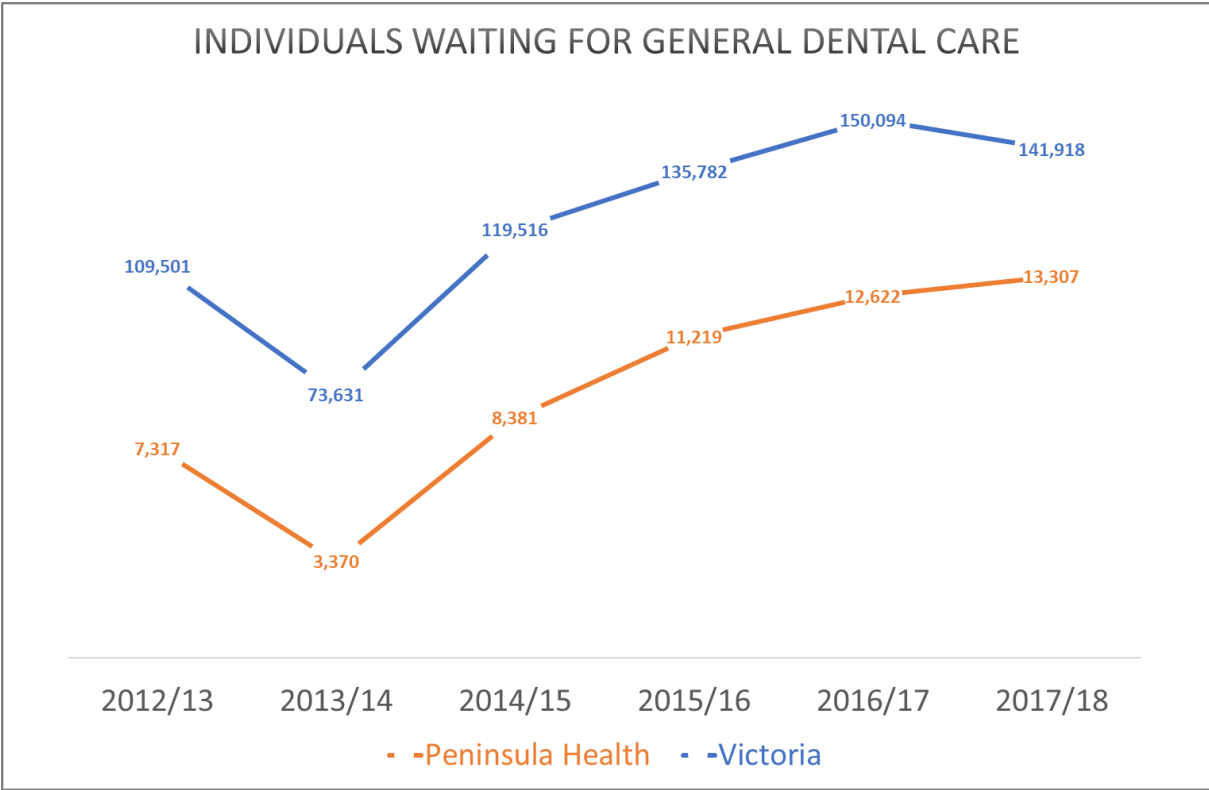
Performance Data as at June 2018:

	Peninsula Health	Victoria
Average waiting time for general dental care:	28.3 mths	20.3 mths
Average waiting time for denture care:	18.6 mths	17.0 mths
Number of individuals waiting for general dental care:	13,307	141,918
Number of individuals waiting for denture care:	392	8,388
Longest waiting time for general dental care:	34 mths	42 mths
Longest waiting time for denture care:	20 mths	53 mths
Total number of children treated:	8,420	173,451
Total number of adult patients treated:	10,360	225,036
Total number of patients treated:	18,780	398,487
Ratio of emergency to general care:	40:60	36:64



This data was obtained under Freedom of Information from Dental Health Services Victoria in October 2018 by the Australian Dental Association Victorian Branch Inc.

www.adavb.net @adavb



General dental care: routine care, including examination, cleaning, fillings, extractions, root canal treatment.

Denture care: routine provision of dentures.

Emergency care: patients are triaged and offered care within an appropriate timeframe.

Peninsula Health operates dental clinics in several locations across multiple electorates. The performance data is combined and reported for the entire agency, not for the individual clinic location.